

**Oklahoma County School District No. I-89
OKLAHOMA CITY PUBLIC SCHOOLS**

FY2021 Budget

Revised November 13, 2020

*Prepared in Accordance with the
“School District Budget Act”
(Section 5-150 et seq. of Title 70)
Adopted by the Oklahoma City Public Schools
Board of Education June 4, 2001*

**Oklahoma County School District No. I-89
Oklahoma City Public Schools
FY2021 Budget**

TABLE OF CONTENTS

I.	SUPPLEMENTAL INFORMATION	
	District Profile.....	1
	Student Enrollment.....	2
	Historical Net Assessed Valuations of Oklahoma County.....	3
II.	SCHOOL BUDGET AND FINANCIAL PLAN	
	Chart of Budgeted Revenues.....	4
	Summary of Budgeted Revenues.....	5
	Chart of Budgeted Expenditures by Object.....	6
	Summary of Budgeted Expenditures by Object.....	7
	Chart of Budgeted Expenditures by Function.....	8
	Summary of Budgeted Expenditures by Function.....	9
III.	GENERAL FUND	
	Revenue Summary - Excluding Charter Schools.....	10
	Revenue Summary - Charter Schools Only.....	11
	Federal Program Summary.....	12
	Expenditure Summary by Object.....	13
	Expenditure Summary by Function.....	14
IV.	BUILDING FUND	
	Revenue Summary.....	15
	Expenditure Summary by Object.....	16
	Expenditure Summary by Function.....	17
V.	SCHOOL NUTRITION FUND	
	Revenue Summary.....	18
	Expenditure Summary by Object.....	19
	Expenditure Summary by Function.....	20
VI.	CAPITAL IMPROVEMENT FUND - 2007 BOND AUTHORIZATION	
	Revenue Summary.....	21
	Expenditure Summary by Object.....	22
	Expenditure Summary by Function.....	23
VII.	CAPITAL IMPROVEMENT FUND - 2016 BOND AUTHORIZATION	
	Revenue Summary.....	24
	Expenditure Summary by Object.....	25
	Expenditure Summary by Function.....	26
VIII.	SINKING FUND	
	Revenue Summary.....	27
	Expenditure Summary by Object.....	28
	Expenditure Summary by Function.....	29
IX.	INSURANCE FUND	
	Revenue Summary.....	30
	Expenditure Summary by Object.....	31
	Expenditure Summary by Function.....	32

Oklahoma County School District No. I-89
Oklahoma City Public Schools
District Profile

<u>Board of Education</u>			
Name	Office	District #	Term of Office
Paula Lewis	Board Chairperson		2021
Charles Henry	Member	1	2021
Rebecca Budd	Member	2	2021
Carrie Jacobs	Member	3	2024
Mark Mann	Vice-Chairperson	4	2024
Ruth Veales	Member	5	2022
Gloria Torres	Member	6	2023
Meg McElhaney	Member	7	2021

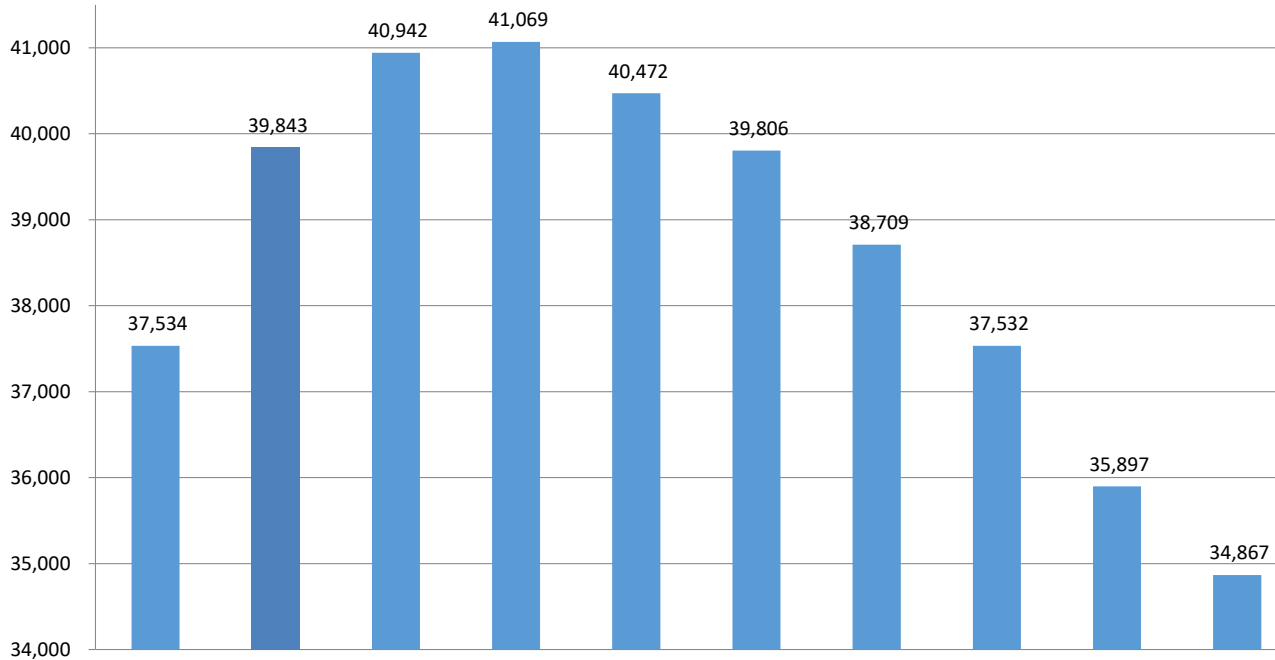
Dr. Sean McDaniel, Superintendent

Officers

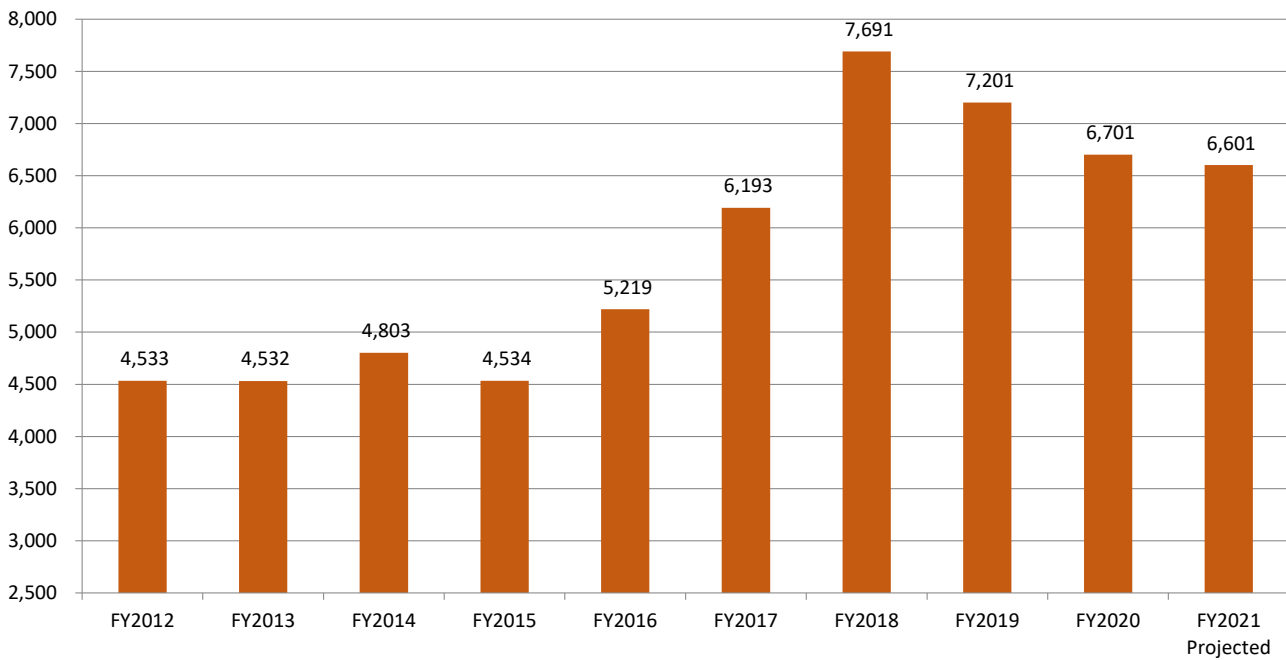
Craig Cates, Board Clerk
Jean Bostwick, Encumbrance Clerk
Craig Cates, Minute Clerk
Mark Waldrip, Treasurer
Kathy Padilla, Designated Purchasing Agent

**Oklahoma County School District No. I-89
Oklahoma City Public Schools
Student Enrollment - Average Daily Membership**

District Enrollment

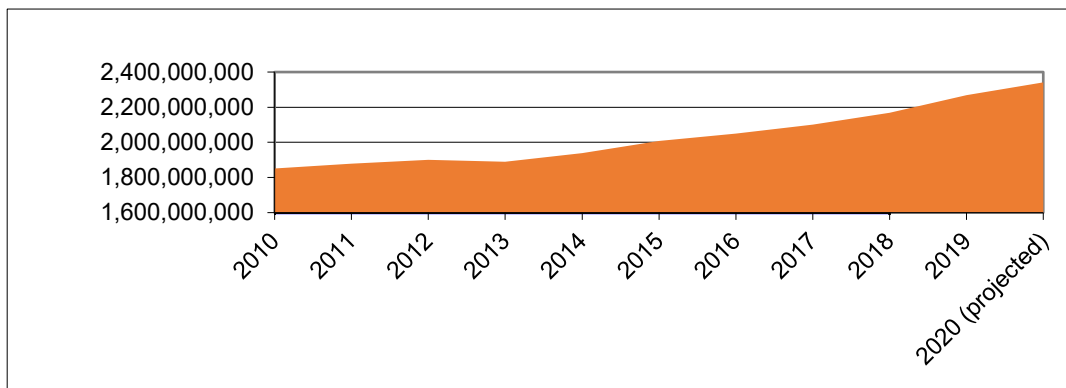


Charter School Enrollment


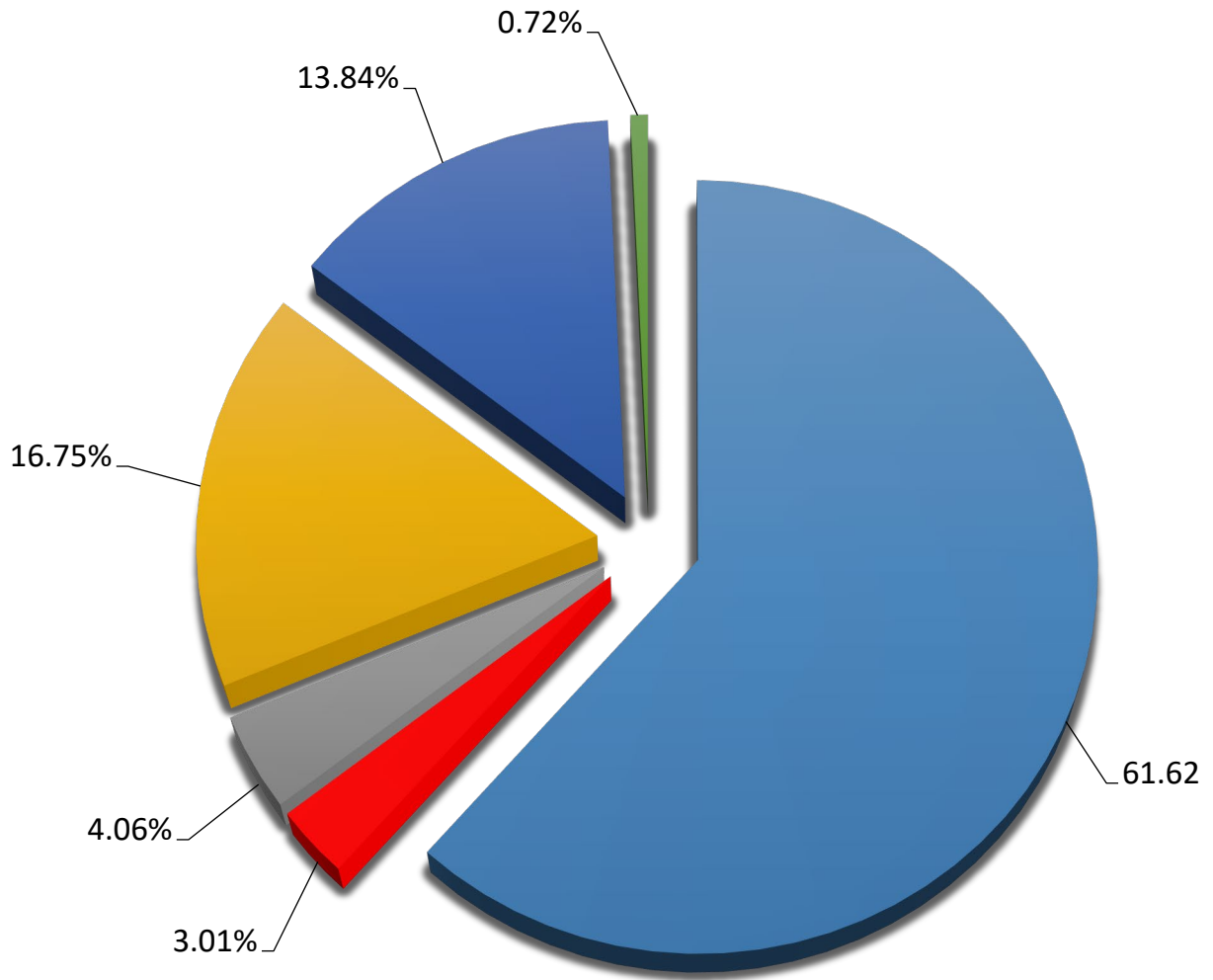


**Oklahoma County School District No. I-89
Oklahoma City Public Schools
Net Assessed Valuations of Oklahoma County**

YEAR	NET ASSESSED VALUATIONS	% CHANGE FROM PREVIOUS YEAR
2010	1,850,936,589	1.56%
2011	1,879,038,468	1.52%
2012	1,900,070,532	1.12%
2013	1,889,170,549	-0.57%
2014	1,938,948,641	2.63%
2015	2,008,693,881	3.60%
2016	2,050,102,184	2.06%
2017	2,100,183,140	2.44%
2018	2,168,804,021	3.27%
2019	2,268,719,153	4.61%
2020 (projected)	2,341,207,769	3.20%



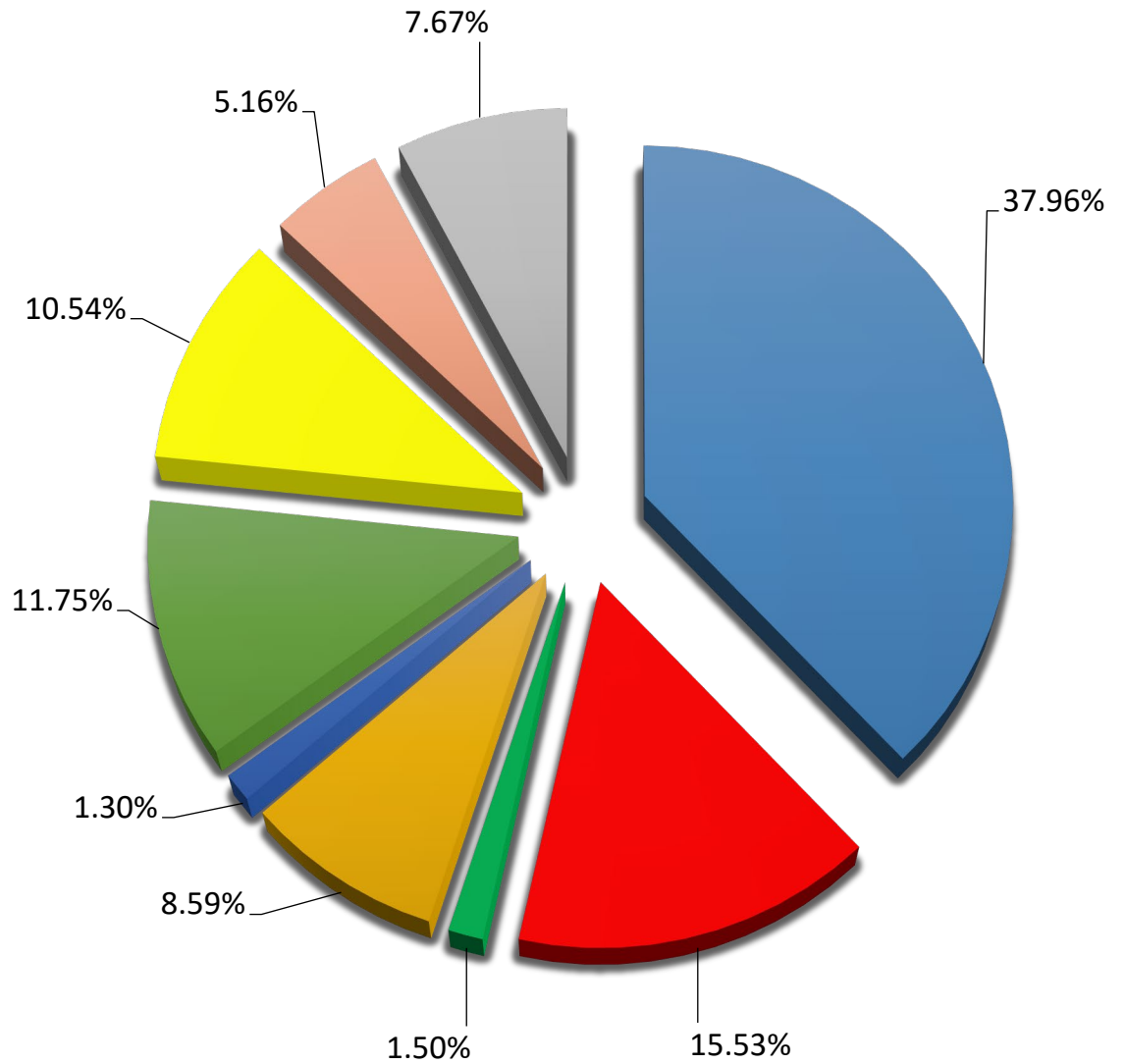
Oklahoma County School District No. I-89
Oklahoma City Public Schools
FY2021
Chart of Budgeted Revenues



Oklahoma County School District No. I-89
Oklahoma City Public Schools
FY2021
Summary of Budgeted Revenues

OCAS Revenue Source Codes	General Fund 11	Building Fund 21	School Nutrition Fund 22	Capital Improvements Bond Funds 38, 57-59, 75-76	Sinking Fund 41	Insurance Fund 86	Total Appropriated Funds
1000 District Sources of Revenue	85,866,000	14,349,000	575,000	1,300,000	39,680,000	-	141,770,000
2000 Intermediate Sources of Revenue	15,883,000	-	-	-	-	-	15,883,000
3000 State Sources of Revenue	207,868,000	674,000	3,030,000	-	-	-	211,572,000
4000 Federal Sources of Revenue	69,189,000	-	23,388,000	-	-	-	92,577,000
5000 Non-Revenue Receipts	344,000	-	-	15,000,000	254,000	-	15,598,000
6000 Lapsed Appropriations	2,155,000	750,000	300,000	632,000	-	-	3,837,000
Total Revenue from all Sources	381,305,000	15,773,000	27,293,000	16,932,000	39,934,000	-	481,237,000
6110 Prior Year Ending Fund Balance/Equity	41,306,000	4,855,000	578,000	97,968,000	55,022,000	4,898,000	204,627,000
TOTAL BUDGETED REVENUE	422,611,000	20,628,000	27,871,000	114,900,000	94,956,000	4,898,000	685,864,000

**Oklahoma County School District No. I-89
Oklahoma City Public Schools
FY2021
Chart of Budgeted Expenditures by Object**



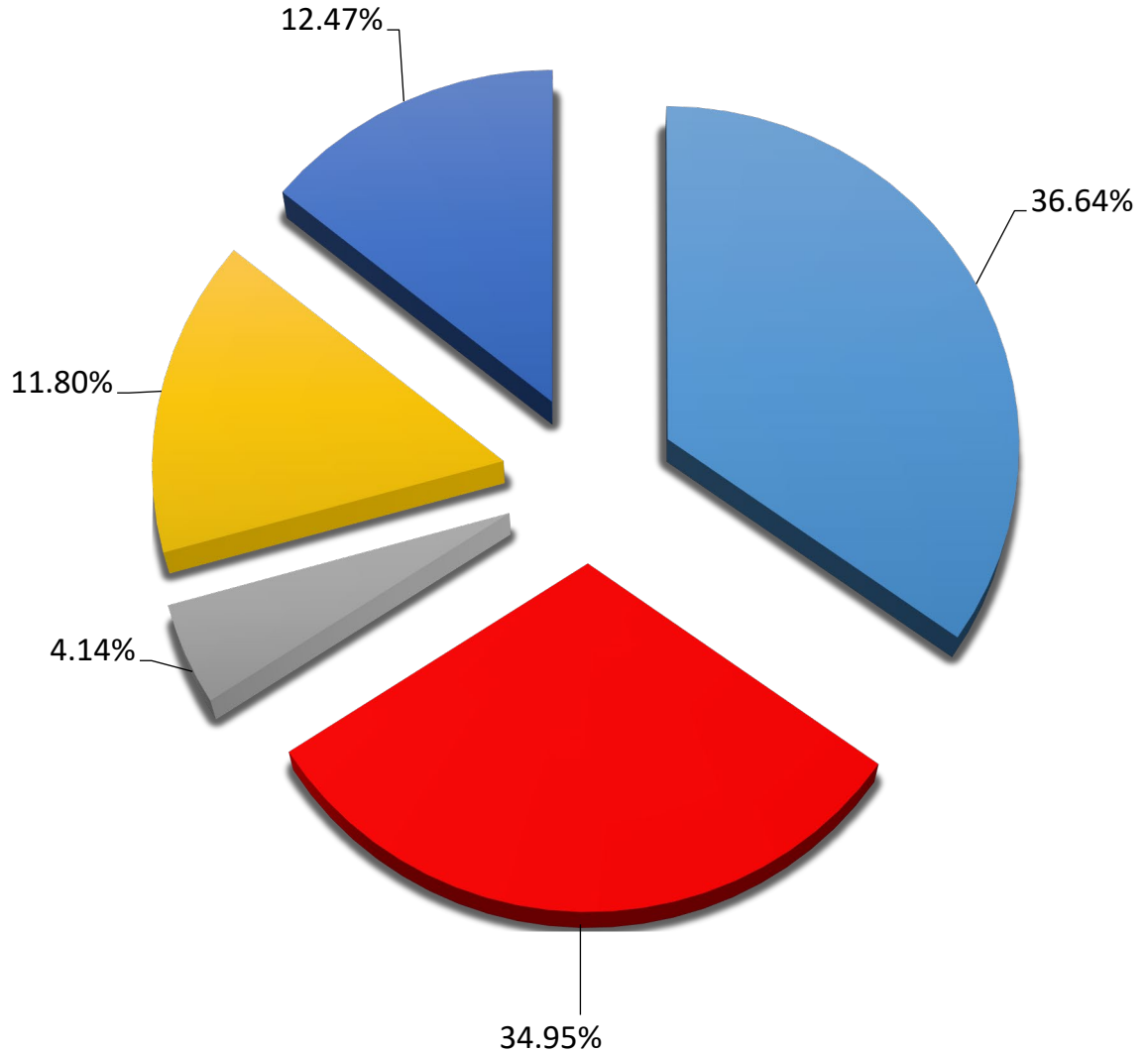
Personnel Services (Salaries)	Personnel Services (Employee Benefits)	Contracted Services
Purchased Property Services	Other Purchased Services	Supplies
Property	Other Objects	Other Uses of Funds

Oklahoma County School District No. I-89
Oklahoma City Public Schools
FY2021
Summary of Budgeted Expenditures by Object

OCAS Expenditure Object Codes	General Fund 11	Building Fund 21	School Nutrition Fund 22	Capital Improvements Bond Funds 38, 57-59, 75-76	Sinking Fund 41	Insurance Fund 86	Total Appropriated Funds
100 Personnel Services (Salaries)	204,665,000	6,103,000	8,405,000	-	-	-	219,173,000
200 Personnel Services (Employee Benefits)	81,295,000	2,499,000	5,857,000	-	-	-	89,651,000
300 Contracted Services	7,902,000	72,000	8,000	662,000	-	-	8,644,000
400 Purchased Property Services	9,618,000	3,424,000	150,000	33,473,000	-	2,940,000	49,605,000
500 Other Purchased Services	3,145,000	4,191,000	34,000	135,000	-	-	7,505,000
600 Supplies	33,120,000	1,307,000	8,493,000	24,855,000	-	68,000	67,843,000
700 Property	467,000	802,000	2,000,000	55,722,000	-	1,890,000	60,881,000
800 Other Objects	1,059,000	857,000	75,000	53,000	27,756,000	-	29,800,000
900 Charter Schools/Other Uses of Funds	44,261,000	-	-	-	-	-	44,261,000
TOTAL BUDGETED EXPENDITURES BY OBJECT	385,532,000	19,255,000	25,022,000	114,900,000	27,756,000	4,898,000	577,363,000

Oklahoma County School District No. I-89
Oklahoma City Public Schools
FY2021

Chart of Budgeted Expenditures by Function



Oklahoma County School District No. I-89
Oklahoma City Public Schools
FY2021
Summary of Budgeted Expenditures by Function

OCAS Expenditure Function Codes	General Fund 11	Building Fund 21	School Nutrition Fund 22	Capital Improvements Bond Funds 38, 57-59, 75-76	Sinking Fund 41	Insurance Fund 86	Total Appropriated Funds
1000 Instruction	206,470,000	-	-	5,100,000	-	-	211,570,000
2000 Support Services	133,739,000	14,950,000	-	50,807,000	-	2,276,000	201,772,000
3000 Operation of Non-Instructional Services	874,000	-	23,023,000	-	-	-	23,897,000
4000 Facilities Acquisition & Construction Services	191,000	4,305,000	1,999,000	58,993,000	-	2,622,000	68,110,000
5000 Other Uses	44,258,000	-	-	-	27,756,000	-	72,014,000
8000 Repayment	-	-	-	-	-	-	-
TOTAL BUDGETED EXPENDITURES BY FUNCTION	385,532,000	19,255,000	25,022,000	114,900,000	27,756,000	4,898,000	577,363,000

**Oklahoma County School District No. I-89
Oklahoma City Public Schools
Revenue Summary - Excluding Charter Schools
GENERAL FUND**

OCAS Revenue Source Codes	FY2019 Revenue Audited	FY2020 Revenue Unaudited	FY2021 Revenue Budget	Budget to FY2020 Unaudited % +/-
Local Sources				
1110 Tax Collections-Current	73,523,103	76,097,060	77,826,000	2.27%
1120 Tax Collections-Prior	2,460,905	2,191,649	2,795,000	27.53%
1310 Interest	1,049,585	777,982	750,000	-3.60%
Other Local Sources	3,768,017	5,777,693	3,302,000	-42.85%
Total Local Sources	80,801,609	84,844,384	84,673,000	-0.20%
County Sources				
2100 County 4 Mill	11,415,577	12,156,266	12,725,000	4.68%
2200 County Apportionment	2,004,734	2,703,782	2,683,000	-0.77%
2300 Resale Property	599,343	570,303	475,000	-16.71%
Total County Sources	14,019,654	15,430,351	15,883,000	2.93%
State Sources				
3110 Gross Production Tax	325,529	250,419	265,000	5.82%
3120 Motor Vehicle Collection	19,277,695	20,919,746	20,861,000	-0.28%
3140 State School Land Earnings	7,467,953	6,923,587	7,620,000	10.06%
3150 Vehicle Tax Stamp	139,484	142,813	145,000	1.53%
3210 Foundation Incentive	123,254,067	119,581,976	105,031,000	-12.17%
3210 Foundation Incentive - PY Recovery	-	-	-	0.00%
3250 Flexible Benefit Allowance	24,537,330	25,025,276	24,977,000	-0.19%
3310 Alternative Education	852,579	932,148	920,000	-1.30%
3412 National Board Certification	390,000	363,850	360,000	-1.06%
3415 Reading Sufficiency Allowance	461,184	1,242,136	1,200,000	-3.39%
3420 State Textbook	1,783,989	1,731,750	1,677,000	-3.16%
38xx Career Tech	643,862	870,720	800,000	-8.12%
3xxx Other State Sources	149,389	71,081	68,000	-4.34%
Total State Sources	179,283,061	178,055,502	163,924,000	-7.94%
Total Federal Sources	31,562,247	46,623,165	69,189,000	48.40%
Total Non-Revenue Sources	305,172	194,999	344,000	76.41%
Total Lapsed Appropriations	1,661,197	2,814,491	2,155,000	-23.43%
Total Revenue From All Sources	307,632,941	327,962,892	336,168,000	2.50%
Prior Year Ending Fund Balance/Equity	26,686,433	27,429,402	41,306,000	50.59%
TOTAL REVENUE	334,319,373	355,392,294	377,474,000	6.21%

**Oklahoma County School District No. I-89
Oklahoma City Public Schools
Revenue Summary - Charter Schools Only
GENERAL FUND**

OCAS Revenue Source Codes	FY2019 Revenue Audited	FY2020 Revenue Unaudited	FY2021 Revenue Budget	Budget to FY2020 Unaudited % +/-
Total Local Sources	1,179,707	1,253,911	1,193,000	-4.86%
Total County Sources	-	-	-	0.00%
State Sources				
3210 Foundation Incentive	35,571,160	40,626,809	39,764,000	-2.12%
3210 Foundation Incentive - PY Recovery	-	-	-	0.00%
3250 Flexible Benefit Allowance	3,729,218	3,782,664	3,780,000	-0.07%
3415 Reading Sufficiency Allowance	36,843	103,958	100,000	-3.81%
3420 State Textbook	301,439	302,228	300,000	-0.74%
3690 ACE Technology	41,545	19,908	-	-100.00%
Total State Sources	39,680,204	44,835,567	43,944,000	-1.99%
Total Federal Sources	-	-	-	0.00%
Total Non-Revenue Sources	-	-	-	0.00%
Total Lapsed Appropriations	-	-	-	0.00%
Total Revenue From All Sources	40,859,911	46,089,478	45,137,000	-2.07%
Prior Year Ending Fund Balance/Equity	-	-	-	0.00%
TOTAL REVENUE	40,859,911	46,089,478	45,137,000	-2.07%

**Oklahoma County School District No. I-89
Oklahoma City Public Schools
Federal Program Summary - SEFA**

FEDERAL GRANT PROGRAM TITLE	FY2019 Revenue Audited	FY2020 Revenue Unaudited - SEFA	FY2021 Revenue Budget - SEFA
Direct Grants			
Title VII, Part A, Indian Education	479,717	555,478	500,000
Total Direct Grants	479,717	555,478	500,000
Pass-Through Grants			
VoTech/Carl Perkins	1,047,418	1,060,964	1,109,000
Title I	19,763,874	21,401,329	32,550,000
Striving Readers	422,363	294,010	400,000
Title II	3,326,965	2,877,598	5,000,000
Title VII, Johnson O'Malley Program	67,710	204,142	100,000
Immigrant Education Act	83,834	236,069	250,000
Title III - English Language Acquisition	1,273,381	2,109,399	2,200,000
IDEA	8,173,064	8,986,559	9,019,000
OJT-Special Education Students	57,692	62,589	50,000
Head Start Funds to Schools	275,775	280,057	350,000
MIECHV, Parents as Teachers	394,024	442,220	200,000
Gear Up	185,411	676,034	600,000
Consolidated Administrative Funds	603,619	779,422	1,000,000
DHS - Daycare	15,230	240	100,000
JROTC	-	-	-
Title X, Homeless	-	57,167	-
CARES Act	-	1,179,808	15,595,341
Carryover/New Program Estimate	-	-	1,500,000
Child Nutrition Cluster	-	20,677,405	23,388,000
Total Pass-Through Grants	35,690,360	61,325,012	93,411,341
TOTAL SEFA	36,170,077	61,880,490	93,911,341

**Oklahoma County School District No. I-89
Oklahoma City Public Schools
Expenditure Summary - By Object
GENERAL FUND**

OCAS Expenditure Object Codes	FY2019 Expense Audited	FY2020 Expense Unaudited	FY2021 Expense Budget	Budget to FY2020 Unaudited % +/-
100 Personnel Services (Salaries)	186,109,294	195,940,751	204,665,000	4.45%
200 Personnel Services (Employee Benefits)	74,305,800	77,777,893	81,295,000	4.52%
300 Contracted Services	7,703,961	7,400,924	7,902,000	6.77%
400 Purchased Property Services	10,185,374	9,168,238	9,618,000	4.91%
500 Other Purchased Services	3,907,969	3,074,784	3,145,000	2.28%
600 Supplies	23,798,275	20,804,956	33,120,000	59.19%
700 Property	721,166	469,589	467,000	-0.55%
800 Other Objects	1,337,839	1,116,814	1,059,000	-5.18%
900 Other Uses of Funds	-	-	317,000	0.00%
Subtotal Expenditure by Object	308,069,678	315,753,949	341,588,000	8.18%
900 Charter Schools	39,680,204	44,835,567	43,944,000	-1.99%
TOTAL EXPENDITURE BY OBJECT	347,749,882	360,589,516	385,532,000	6.92%

**Oklahoma County School District No. I-89
Oklahoma City Public Schools
Expenditure Summary - By Function
GENERAL FUND**

OCAS Expenditure Function Codes	FY2019 Expense Audited	FY2020 Expense Unaudited	FY2021 Expense Budget	Budget to FY2020 Unaudited % +/-
1000 Instruction	185,933,572	186,302,418	206,470,000	10.83%
2000 Support Services	120,728,927	127,378,863	133,739,000	4.99%
3000 Operation of Non-Instructional Services	763,494	1,339,689	874,000	-34.76%
4000 Facilities Acquisition & Construction Services	153,407	208,121	191,000	-8.23%
5000 Other Uses	490,279	524,858	314,000	-40.17%
Subtotal Expenditure by Function	308,069,678	315,753,949	341,588,000	8.18%
5000 Charter Schools	39,680,204	44,835,567	43,944,000	-1.99%
TOTAL EXPENDITURE BY FUNCTION	347,749,882	360,589,516	385,532,000	6.92%

**Oklahoma County School District No. I-89
Oklahoma City Public Schools
Revenue Summary
BUILDING FUND**

OCAS Revenue Source Codes	FY2019 Revenue Audited	FY2020 Revenue Unaudited	FY2021 Revenue Budget	Budget to FY2020 Unaudited % +/-
Local Sources				
1110 Tax Collections-Current	10,509,142	10,877,055	10,974,000	0.89%
1120 Tax Collections-Prior	351,753	313,267	500,000	59.61%
1310 Interest	191,068	147,702	125,000	-15.37%
1xxx Direct TIF	6,273,246	7,473,066	2,000,000	-73.24%
1xxx Other	681,519	1,214,555	750,000	-38.25%
Total Local Sources	18,006,728	20,025,645	14,349,000	-28.35%
Total County Sources	-	-	-	0.00%
State Sources				
3250 Flexible Benefit Allowance	715,550	805,272	674,000	-16.30%
Total State Sources	715,550	805,272	674,000	-16.30%
Total Federal Sources	-	-	-	0.00%
Total Non-Revenue Sources	280,000	4,903	-	-100.00%
Total Lapsed Appropriations	277,874	703,430	750,000	6.62%
Total Revenue From All Sources	19,280,152	21,539,250	15,773,000	-26.77%
Prior Year Ending Fund Balance/Equity	7,017,001	1,152,763	4,855,000	321.16%
TOTAL REVENUE	26,297,153	22,692,013	20,628,000	-9.10%

**Oklahoma County School District No. I-89
Oklahoma City Public Schools
Expenditure Summary - By Object
BUILDING FUND**

OCAS Expenditure Object Codes	FY2019 Expense Audited	FY2020 Expense Unaudited	FY2021 Expense Budget	Budget to FY2020 Unaudited % +/-
100 Personnel Services (Salaries)	5,272,400	6,155,053	6,103,000	-0.85%
200 Personnel Services (Employee Benefits)	2,155,697	2,466,339	2,499,000	1.32%
300 Contracted Services	14,888	46,267	72,000	55.62%
400 Purchased Property Services	14,993,321	6,165,374	3,424,000	-44.46%
500 Other Purchased Services	1,062,356	1,498,315	4,191,000	179.71%
600 Supplies	1,057,595	1,362,694	1,307,000	-4.09%
700 Property	579,683	681,860	802,000	17.62%
800 Other Objects	8,449	816,242	857,000	4.99%
900 Other Uses of Funds	-	-	-	0.00%
TOTAL EXPENDITURE BY OBJECT	25,144,390	19,192,144	19,255,000	0.33%

Oklahoma County School District No. I-89
Oklahoma City Public Schools
Expenditure Summary - By Function
BUILDING FUND

OCAS Expenditure Function Codes	FY2019 Expense Audited	FY2020 Expense Unaudited	FY2021 Expense Budget	Budget to FY2020 Unaudited % +/-
1000 Instruction	-	-	-	0.00%
2000 Support Services	13,302,465	15,635,105	14,950,000	-4.38%
3000 Operation of Non-Instructional Services	-	-	-	0.00%
4000 Facilities Acquisition & Construction Services	11,841,925	3,557,039	4,305,000	21.03%
5000 Other Uses	-	-	-	0.00%
TOTAL EXPENDITURE BY FUNCTION	25,144,390	19,192,144	19,255,000	0.33%

Oklahoma County School District No. I-89
Oklahoma City Public Schools
Revenue Summary
SCHOOL NUTRITION SERVICES

OCAS Revenue Source Codes	FY2019 Revenue Audited	FY2020 Revenue Unaudited	FY2021 Revenue Budget	Budget to FY2020 Unaudited % +/-
Local Sources				
1310 Interest	35,780	25,496	15,000	-41.17%
15xx Miscellaneous Reimbursement	1,800	-	-	0.00%
16xx Refund of Prior Year's Expense	-	47,854	-	0.00%
17xx Paid Student & Adult Meals	1,039,945	1,002,307	560,000	-44.13%
Total Local Sources	1,077,525	1,075,657	575,000	-46.54%
Total County Sources	-	-	-	0.00%
State Sources				
3720 State Matching	203,028	234,201	185,000	-21.01%
3250 Flexible Benefit Allowance	2,718,235	2,596,837	2,845,000	9.56%
Total State Sources	2,921,263	2,831,038	3,030,000	7.03%
Federal Sources				
4710 Lunches	16,717,233	11,135,353	16,000,000	43.69%
4710 Supper	-	-	150,000	0.00%
4720 Breakfasts	5,299,388	4,429,057	5,588,000	26.17%
4740 Summer Feeding Program	126,071	2,843,661	500,000	-82.42%
4750 Child & Adult Care Food Program	65,011	56,503	-	-100.00%
4760 Fresh Fruit and Vegetables	1,351,045	555,218	1,000,000	80.11%
4780 Miscellaneous Grants	-	-	150,000	0.00%
Total Federal Sources	23,558,749	19,019,792	23,388,000	22.97%
Total Non-Revenue Sources	-	-	-	0.00%
Total Lapsed Appropriations	348,009	72,266	300,000	315.13%
Total Revenue From All Sources	27,905,547	22,998,753	27,293,000	18.67%
Prior Year Ending Fund Balance/Equity	1,342,159	3,072,742	578,000	-81.19%
TOTAL REVENUE	29,247,706	26,071,495	27,871,000	6.90%

**Oklahoma County School District No. I-89
Oklahoma City Public Schools
Expenditure Summary - By Object
SCHOOL NUTRITION FUND**

OCAS Expenditure Object Codes	FY2019 Expense Audited	FY2020 Expense Unaudited	FY2021 Expense Budget	Budget to FY2020 Unaudited % +/-
100 Personnel Services (Salaries)	7,986,542	8,031,981	8,405,000	4.64%
200 Personnel Services (Employee Bene	5,703,086	5,690,631	5,857,000	2.92%
300 Contracted Services	23,148	4,008	8,000	99.58%
400 Purchased Property Services	442,405	909,875	150,000	-83.51%
500 Other Purchased Services	99,944	33,121	34,000	2.65%
600 Supplies	10,316,680	9,767,944	8,493,000	-13.05%
700 Property	1,566,338	39,642	2,000,000	4945.17%
800 Other Objects	36,822	94,015	75,000	-20.23%
900 Other Uses of Funds	-	-	-	0.00%
TOTAL EXPENDITURE BY OBJECT	26,174,964	24,571,217	25,022,000	1.83%

Oklahoma County School District No. I-89
Oklahoma City Public Schools
Expenditure Summary - By Function
SCHOOL NUTRITION FUND

OCAS Expenditure Function Codes	FY2019 Expense Audited	FY2020 Expense Unaudited	FY2021 Expense Budget	Budget to FY2020 Unaudited % +/-
1000 Instruction	-	-	-	0.00%
2000 Support Services	5,779	-	-	0.00%
3000 Operation of Non-Instructional Services	24,625,342	24,059,746	23,023,000	-4.31%
4000 Facilities Acquisition & Construction Services	1,543,842	511,471	1,999,000	290.83%
5000 Other Uses	-	-	-	0.00%
TOTAL EXPENDITURE BY FUNCTION	26,174,964	24,571,217	25,022,000	1.83%

Oklahoma County School District No. I-89
Oklahoma City Public Schools
Revenue Summary
CAPITAL IMPROVEMENTS FUNDS - 2007 BOND AUTHORIZATION

OCAS Revenue Source Codes	FY2019 Revenue Audited	FY2020 Revenue Unaudited	FY2021 Revenue Budget	Budget to FY2020 Unaudited % +/-
Local Sources				
1310 Interest	605,777	243,041	300,000	23.44%
Other Local Sources	-	-	-	0.00%
Total Local Sources	605,777	243,041	300,000	23.44%
Total County Sources	-	-	-	0.00%
Total State Sources	-	-	-	0.00%
Total Federal Sources	-	-	-	0.00%
Total Non-Revenue Sources	-	-	-	0.00%
Total Lapsed Appropriations	2,832,222	162,378	200,000	23.17%
Total Revenue From All Sources	3,437,999	405,419	500,000	23.33%
Prior Year Ending Fund Balance/Equity	32,148,013	26,346,648	10,867,000	-58.75%
TOTAL REVENUE	35,586,012	26,752,067	11,367,000	-57.51%

**Oklahoma County School District No. I-89
Oklahoma City Public Schools
Expenditure Summary - By Object
CAPITAL IMPROVEMENTS FUNDS - 2007 BOND AUTHORIZATION**

OCAS Expenditure Object Codes	FY2019 Expense Audited	FY2020 Expense Unaudited	FY2021 Expense Budget	Budget to FY2020 Unaudited % +/-
100 Personnel Services (Salaries)	-	-	-	0.00%
200 Personnel Services (Employee Benefits)	-	-	-	0.00%
300 Contracted Services	59,040	90,202	23,000	-74.50%
400 Purchased Property Services	7,152,877	8,062,603	1,812,000	-77.53%
500 Other Purchased Services	25,741	65,676	77,000	17.24%
600 Supplies	200,613	931,458	5,533,000	494.01%
700 Property	1,301,093	664,033	3,922,000	490.63%
800 Other Objects	500,000	-	-	0.00%
900 Other Uses of Funds	-	-	-	0.00%
TOTAL EXPENDITURE BY OBJECT	9,239,364	9,813,972	11,367,000	15.82%

Oklahoma County School District No. I-89
Oklahoma City Public Schools
Expenditure Summary - By Function
CAPITAL IMPROVEMENTS FUNDS - 2007 BOND AUTHORIZATION

OCAS Expenditure Function Codes	FY2019 Expense Audited	FY2020 Expense Unaudited	FY2021 Expense Budget	Budget to FY2020 Unaudited % +/-
1000 Instruction	65,638	474,433	-	-100.00%
2000 Support Services	1,431,455	1,316,134	5,633,000	328.00%
3000 Operation of Non-Instructional Services	22,425	-	-	0.00%
4000 Facilities Acquisition & Construction Services	7,719,846	8,023,405	5,734,000	-28.53%
5000 Other Uses	-	-	-	0.00%
TOTAL EXPENDITURE BY FUNCTION	9,239,364	9,813,972	11,367,000	15.82%

Oklahoma County School District No. I-89
Oklahoma City Public Schools
Revenue Summary
CAPITAL IMPROVEMENTS FUNDS - 2016 BOND AUTHORIZATION

OCAS Revenue Source Codes	FY2019 Revenue Audited	FY2020 Revenue Unaudited	FY2021 Revenue Budget	Budget to FY2020 Unaudited % +/-
Local Sources				
1310 Interest	766,716	663,955	1,000,000	50.61%
Total Local Sources	766,716	663,955	1,000,000	50.61%
Total County Sources	-	-	-	0.00%
Total State Sources	-	-	-	0.00%
Total Federal Sources	-	-	-	0.00%
Total Non-Revenue Sources	15,000,000	76,500,000	15,000,000	-80.39%
Total Lapsed Appropriations	486,341	1,869,533	432,000	-76.89%
Total Revenue From All Sources	16,253,057	79,033,488	16,432,000	-79.21%
Prior Year Ending Fund Balance/Equity	33,127,305	29,491,318	87,101,000	195.34%
TOTAL REVENUE	49,380,362	108,524,806	103,533,000	-4.60%

**Oklahoma County School District No. I-89
Oklahoma City Public Schools
Expenditure Summary - By Object
CAPITAL IMPROVEMENTS FUNDS - 2016 BOND AUTHORIZATION**

OCAS Expenditure Object Codes	FY2019 Expense Audited	FY2020 Expense Unaudited	FY2021 Expense Budget	Budget to FY2020 Unaudited % +/-
100 Personnel Services (Salaries)	-	-	-	0.00%
200 Personnel Services (Employee Benefits)	-	-	-	0.00%
300 Contracted Services	143,015	150,803	639,000	323.73%
400 Purchased Property Services	8,211,942	15,502,139	31,661,000	104.24%
500 Other Purchased Services	91,492	12,637	58,000	358.98%
600 Supplies	5,553,305	6,625,109	19,322,000	191.65%
700 Property	4,829,289	5,330,586	51,800,000	871.75%
800 Other Objects	1,060,000	200,000	53,000	-73.50%
900 Other Uses of Funds	-	-	-	0.00%
TOTAL EXPENDITURE BY OBJECT	19,889,044	27,821,274	103,533,000	272.14%

Oklahoma County School District No. I-89
Oklahoma City Public Schools
Expenditure Summary - By Function
CAPITAL IMPROVEMENTS FUNDS - 2016 BOND AUTHORIZATION

OCAS Expenditure Function Codes	FY2019 Expense Audited	FY2020 Expense Unaudited	FY2021 Expense Budget	Budget to FY2020 Unaudited % +/-
1000 Instruction	888,761	191,496	5,100,000	2563.24%
2000 Support Services	10,737,183	12,099,974	45,174,000	273.34%
3000 Operation of Non-Instructional Services	-	-	-	0.00%
4000 Facilities Acquisition & Construction Services	8,263,100	15,529,804	53,259,000	242.95%
5000 Other Uses	-	-	-	0.00%
TOTAL EXPENDITURE BY FUNCTION	19,889,044	27,821,274	103,533,000	272.14%

**Oklahoma County School District No. I-89
Oklahoma City Public Schools
Revenue Summary
SINKING FUND**

OCAS Revenue Source Codes	FY2019 Revenue Audited	FY2020 Revenue Unaudited	FY2021 Revenue Budget	Budget to FY2020 Unaudited % +/-
Local Sources				
1110 Tax Collections-Current	36,288,228	37,311,203	37,643,000	0.89%
1120 Tax Collections-Prior	1,246,082	1,101,696	1,268,000	15.10%
1310 Interest	590,903	362,447	188,000	-48.13%
Other Local Sources	556,097	854,825	581,000	-32.03%
Total Local Sources	38,681,310	39,630,171	39,680,000	0.13%
Total County Sources	-	-	-	0.00%
Total State Sources	-	-	-	0.00%
Total Federal Sources	-	-	-	0.00%
Total Non-Revenue Sources	253,861	2,295	254,000	10967.54%
Total Lapsed Appropriations	-	-	-	0.00%
Total Revenue From All Sources	38,935,171	39,632,466	39,934,000	0.76%
Prior Year Ending Fund Balance/Equity	57,172,548	51,614,700	55,022,000	6.60%
TOTAL REVENUE	96,107,719	91,247,166	94,956,000	4.06%

**Oklahoma County School District No. I-89
Oklahoma City Public Schools
Expenditure Summary - By Object
SINKING FUND**

OCAS Expenditure Object Codes	FY2019 Expense Audited	FY2020 Expense Unaudited	FY2021 Expense Budget	Budget to FY2020 Unaudited % +/-
100 Personnel Services (Salaries)	-	-	-	0.00%
200 Personnel Services (Employee Benefits)	-	-	-	0.00%
300 Contracted Services	-	-	-	0.00%
400 Purchased Property Services	-	-	-	0.00%
500 Other Purchased Services	-	-	-	0.00%
600 Supplies	-	-	-	0.00%
700 Property	-	-	-	0.00%
800 Other Objects (Bond Principal/Interest Payments)	44,493,019	34,302,250	27,756,000	-19.08%
900 Other Uses of Funds	-	-	-	0.00%
TOTAL EXPENDITURE BY OBJECT	44,493,019	34,302,250	27,756,000	-19.08%

Oklahoma County School District No. I-89
Oklahoma City Public Schools
Expenditure Summary - By Function
SINKING FUND

OCAS Expenditure Function Codes	FY2019 Expense Audited	FY2020 Expense Unaudited	FY2021 Expense Budget	Budget to FY2020 Unaudited % +/-
1000 Instruction	-	-	-	0.00%
2000 Support Services	-	-	-	0.00%
3000 Operation of Non-Instructional Services	-	-	-	0.00%
4000 Facilities Acquisition & Construction Services	-	-	-	0.00%
5000 Other Uses	44,493,019	34,302,250	27,756,000	-19.08%
TOTAL EXPENDITURE BY FUNCTION	44,493,019	34,302,250	27,756,000	-19.08%

**Oklahoma County School District No. I-89
Oklahoma City Public Schools
Revenue Summary
INSURANCE FUND**

OCAS Revenue Source Codes	FY2019 Revenue Audited	FY2020 Revenue Unaudited	FY2021 Revenue Budget	Budget to FY2020 Unaudited % +/-
Local Sources				
1310 Interest	125,214	-	-	0.00%
Other Local Sources	6,497	501	-	-100.00%
Total Local Sources	131,711	501	-	-100.00%
Total County Sources	-	-	-	0.00%
Total State Sources	-	-	-	0.00%
Total Federal Sources	-	-	-	0.00%
Total Non-Revenue Sources	-	-	-	0.00%
Total Lapsed Appropriations	844	-	-	0.00%
Total Revenue From All Sources	132,556	501	-	-100.00%
Prior Year Ending Fund Balance/Equity	4,905,176	4,898,500	4,898,000	-0.01%
TOTAL REVENUE	5,037,732	4,899,001	4,898,000	-0.02%

**Oklahoma County School District No. I-89
Oklahoma City Public Schools
Expenditure Summary - By Object
INSURANCE FUND**

OCAS Expenditure Object Codes	FY2019 Expense Audited	FY2020 Expense Unaudited	FY2021 Expense Budget	Budget to FY2020 Unaudited % +/-
100 Personnel Services (Salaries)	-	-	-	0.00%
200 Personnel Services (Employee Benefits)	-	-	-	0.00%
300 Contracted Services	-	-	-	0.00%
400 Purchased Property Services	139,233	-	2,940,000	0.00%
500 Other Purchased Services	-	-	-	0.00%
600 Supplies	-	-	68,000	0.00%
700 Property	-	-	1,890,000	0.00%
800 Other Objects	-	-	-	0.00%
900 Other Uses of Funds	-	-	-	0.00%
TOTAL EXPENDITURE BY OBJECT	139,232	-	4,898,000	0.00%

Oklahoma County School District No. I-89
Oklahoma City Public Schools
Expenditure Summary - By Function
INSURANCE FUND

OCAS Expenditure Function Codes	FY2019 Expense Audited	FY2020 Expense Unaudited	FY2021 Expense Budget	Budget to FY2020 Unaudited % +/-
1000 Instruction	-	-	-	0.00%
2000 Support Services	3	-	2,276,000	0.00%
3000 Operation of Non-Instructional Services	-	-	-	0.00%
4000 Facilities Acquisition & Construction Services	139,230	-	2,622,000	0.00%
5000 Other Uses	-	-	-	0.00%
TOTAL EXPENDITURE BY FUNCTION	139,232	-	4,898,000	0.00%